

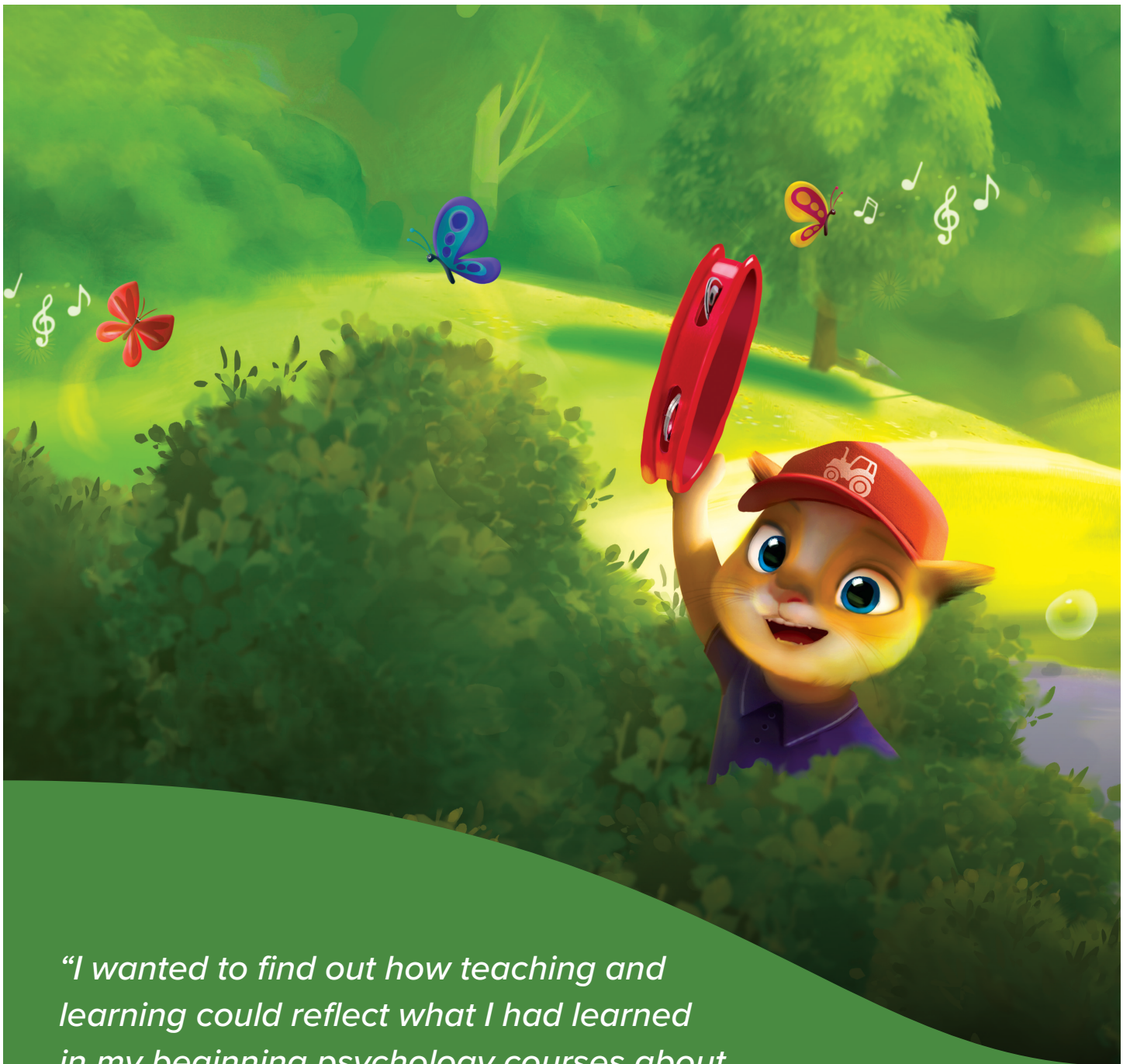


A Proven K–12 Leveled Reading Program

Instilling Confidence in Learners for More Than 60 Years



SRA
Reading
LABORATORY®



“I wanted to find out how teaching and learning could reflect what I had learned in my beginning psychology courses about the normal curve of individual differences. I wanted, somehow, to individualize instruction. But how? One teacher for every child? Tell that to the taxpayers! No, it had to be done with one teacher and thirty or forty kids. And I kept asking myself—how?”

— Don H. Parker, Ph.D.,
Original author of *SRA Reading Laboratory*®

Proven K–12 Leveled Reading Program

As one of the earliest personalized learning programs, *SRA Reading Laboratory* has improved the reading and independent learning skills of more than 100 million students in 63 countries, becoming one of the most trusted names in literacy learning.

With an easy-to-use box of self-guided and leveled selections for a given classroom, *SRA Reading Laboratory* lets you develop confident readers through supplemental and personalized K–12 reading content that ensures each student is working at the appropriate level and moving ahead at his or her own pace. The program provides many benefits, including:

- Proven pedagogy supported by more than 60 years of reading success.
- Flexible, personalized learning to help you effectively manage an entire classroom of various reading levels.
- Development of confident, independent readers.

Teacher-Inspired

In 1959, Don H. Parker, Ph.D. launched *SRA Reading Laboratory* while teaching in a rural Florida classroom. Faced with the challenge of reaching different levels of learners, Dr. Parker devised a method of breaking reading selections into color-coded levels. Students began reading at an appropriate reading level and worked upward through increasingly challenging content.



Students gradually build their skills and confidence while reading quality selections and learning about fun, interesting topics!



Fits Within Any Instructional Setting



Classroom



Tutoring Center



Before-School and After-School Programs



Enrichment Center



Resource Room




Summer School

Color-Coded Student Motivation


The design of the program is simple: each student's skill level is matched to a color-coded, leveled reading selection. The reading levels gradually increase in complexity, and selections gradually increase in word count to keep students challenged as they progress through the program.

1 Know Your Color: Students place into the appropriate color level with aligned Lexile® range using the **Starting Level Guide** found in the Teacher's Handbook.




Starting Level Guide

2 Read Independently: Students select a **Power Builder** within their color level based on what sparks their interest. Each Power Builder consists of a reading selection and coordinating questions focusing on comprehension, word analysis, vocabulary, and grammar.




Power Builder

3 Check and Revisit: After students complete a Power Builder, they check their work using a corresponding **Key Card**. Based on the results, the Key Cards may suggest students complete a **Skill Builder** to provide reinforcement and extra practice on specific skills missed within the Power Builder.



Skill Builder

4 Self-Progress Monitor: As students progress through Power Builders within their color level, they record their score in their **Student Record Book** to monitor their progress over time.



Power Builder Key Cards

5 Level-Up: Once they have made significant progress within their color level, they are ready to challenge themselves in the next color level.



Supporting a Growth Mindset Within Every Student

Students Invest in Their Learning

Self-progress monitoring is integral to the decision of whether to advance to the next color level or not. Students and teachers review progress together and conference about whether students are ready to advance. As students begin to directly relate effort to results, they become invested in their outcomes and truly own their learning path.

Students Build Confidence in Their Ability to Learn

Due to the leveled nature of the program, students are set up for success through accessible content with the appropriate amount of challenge to stretch their learning forward. As students progress through the program, their confidence in their ability to learn through reading continually strengthens and grows.

Students Enjoy and Engage With Their Learning



Because each level incorporates a variety of cross-curricular topics, ranging from nonfiction to fiction, students explore topics that interest them, opening the door to reading as a tool to learn about and engage with their interests in and out of the classroom!



SRA Reading Laboratory Components

Teacher's Handbook

The Teacher's Handbook provides a program overview and teaching plans to use *SRA Reading Laboratory* to maximum advantage. The References and Resources section provides detailed, level-specific information about program selections, skills, and procedures for easy planning.



Student Record Books

Student Record Books help learners independently chart their progress in an organized manner. Learners use their individual books to record their answers, correct their work, and track their scores, promoting student accountability and ownership. Each book also contains the Starter Stories used to place each learner at the appropriate level.

Blackline masters available in Teacher's Handbooks; print versions available through CREATE EasyOrder.

Power Builders and Key Cards

Power Builders are the heart of the program. Each *SRA Reading Laboratory* has more than 100 Power Builders—four-page booklets arranged in color-coded levels that keep students challenged as they progress through the program. Each Power Builder has three key parts:

- A high-interest fiction or nonfiction reading selection with accompanying photos or illustrations.
- A Comprehension section that poses multi-leveled questions about the reading selection.
- A Learn About Words section that includes vocabulary and word-study exercises.

Animals in the Woods

Learn about Words (continued)

Read the words you wrote. Which one best fits in each sentence? Write the word.

- This fish's _____ is as small as a sunflower seed.
- It takes a lot of _____ for a deer to leap over a tall fence.
- The duck uses its yellow _____ to sip water.
- If occurs _____ from your bucket, a squirrel might eat them later.
- The black bear _____ begin to prepare for hibernation in autumn.

Focus on Skills

Word pictures help you see things more clearly. They help you more about a story. Choose the sentence that gives a better picture. Write a or b.

- The squirrel gathered things for its nest.
 - The squirrel gathered leaves and twigs for its nest.
- I saw two deer today.
 - I spotted two deer this morning.
- The black bear snuggled in his warm den.
 - The black bear slept in his den.
- The chipmunk scurried through the grass.
 - The chipmunk ran through the grass.
- The woods are full of wild animals.
 - The woods are full of animals.

Learn about Words

h - i - ll - hill

Look at each row of letters. Add one letter or group of letters from each row to all to make a word. Write the word.

- l, n, sp, pl
- b, z, c
- x, y, g
- i, q, w
- sk, bl, pr

spots on the baby help it hide. Squirrels make sturdy nests in the woods. Squirrels pack their nests with sticks and leaves. Chipmunks make homes in the woods. Some chipmunks dig tunnels in the ground. The tunnels lead to sleeping rooms. The tunnels also lead to rooms for keeping food. Who else has a home in the woods?

spots on the baby help it hide. Squirrels make sturdy nests in the woods. Squirrels pack their nests with sticks and leaves. Chipmunks make homes in the woods. Some chipmunks dig tunnels in the ground. The tunnels lead to sleeping rooms. The tunnels also lead to rooms for keeping food. Who else has a home in the woods?

spots on the baby help it hide. Squirrels make sturdy nests in the woods. Squirrels pack their nests with sticks and leaves. Chipmunks make homes in the woods. Some chipmunks dig tunnels in the ground. The tunnels lead to sleeping rooms. The tunnels also lead to rooms for keeping food. Who else has a home in the woods?

Rate Builders and Key Cards

These short, timed readings improve fluency by helping students read faster while maintaining comprehension. Students are given three minutes to read a selection and answer the questions that follow. Rate Builders are organized into color-coded levels corresponding to Power Builder levels that gradually increase in reading skill level.

Available in *SRA Reading Laboratory 2* and *3* series only.



Antonyms
98

Emma was watching one of the television shows she liked best, "Antonym Quiz." There was something wrong with her television, however. Every time the guest would answer the questions, the sound went off.

Can you help answer the quiz questions about antonyms? All you need to know is that antonyms are words with opposite, or almost opposite, meanings. For example, *sick* and *well* are antonyms. This card will give you practice with antonyms. Use a dictionary if you need help.

The following quiz was given to the first guest on the show. Each sentence in the quiz has a word in **bold type**. Each sentence also has a word that is an antonym for the word in **bold type**. Number your paper from 1 to 4. Choose the one word in the sentence that is the antonym for the word in **bold type**. Write the antonym next to the correct number on your paper.

- 1 The blunt scissors are in the drawer next to the **sharp** knife.
- 2 DeAndre lives in the **private** house next to the public library.
- 3 There are fifteen children present and two children **absent**.
- 4 After Hector won first prize in the amateur contest, he decided to become a **professional** singer.

Below is the quiz that was given to the second guest. Look at the words in **bold type**. Next to each word are two other words. Number your paper from 5 to 9. Choose the one word that is the antonym for the word in **bold type**. Write the antonym next to the correct number on your paper.

| | | |
|--------------|----------|------------|
| 1 artificial | false | genuine |
| 2 ally | comrade | enemy |
| 3 expand | contract | increase |
| 4 thin | slender | stout |
| 5 logical | absurd | reasonable |

Copyright © McGraw-Hill Education. All rights reserved. SRA Reading Laboratory 2a

Skill Builders and Key Cards

Skill Builders reinforce in basic comprehension, phonics, grammar, and word study skills. Students are directed to the Skill Builders to strengthen specific skills based on answers to the Power Builders.

Available in *SRA Reading Laboratory 2* and *3* series only.

SRA Reading Laboratory Components

| | Levels 1a, 1b, 1c (©2020) | Levels 2a, 2b (©2020) | Levels 3a, 3b (©2006) |
|---|------------------------------|--------------------------|--------------------------------|
| Teacher's Handbook | ● (Qty. 1) | ● (Qty. 1) | ● (Qty. 1) |
| Student Record Book | CREATE® EasyOrder | CREATE® EasyOrder | CREATE® EasyOrder |
| Power Builder Cards (with Key Cards) | ● (Qty. 144) | ● (Qty. 144) | ● (Qty. 110) |
| Skill Builder Cards (with Key Cards) | | ● (Qty. 254/232) | ● (Qty. 250, Level 3a only) |
| Rate Builder Cards (with Key Cards) | | ● (Qty. 144) | ● (Qty. 110) |

Choose Your *SRA Reading Laboratory* to Fit Your Classroom Needs

| Colors | Reading Age | Grades 1–3 | | | Grades 4–8 | | Grades 7–12 | |
|--------|-------------|---------------------------|---------------------------|---------------------------|---------------------------|---------------------------|---------------------------|---------------------------|
| | | Level 1a 9780077024666 | Level 1b 9780077024673 | Level 1c 9780077024710 | Level 2a 9780077024727 | Level 2b 9780077024765 | Level 3a 9780076042692 | Level 3b 9780076042968 |
| Purple | N/A | ● | | | | | | |
| Violet | N/A | ● | | | | | | |
| Rose | 6.2 | ● | | | | | | |
| Red | 6.4 | ● | ● | | | | | |
| Orange | 6.6 | ● | ● | ● | | | | |
| Gold | 6.8 | ● | ● | ● | | | | |
| Brown | 7.0 | ● | ● | ● | ● | | | |
| Tan | 7.2 | ● | ● | ● | ● | | | |
| Lime | 7.4 | ● | ● | ● | ● | ● | | |
| Green | 7.6 | ● | ● | ● | ● | ● | | |
| Olive | 7.8 | ● | ● | ● | ● | ● | | |
| Aqua | 8.0 | ● | ● | ● | ● | ● | | |
| Blue | 8.5 | | ● | ● | ● | ● | | |
| Purple | 9.0 | | ● | ● | ● | ● | ● | |
| Violet | 9.5 | | ● | ● | ● | ● | ● | ● |
| Rose | 10.0 | | | ● | ● | ● | ● | ● |
| Red | 10.5 | | | | ● | ● | ● | ● |
| Orange | 11.0 | | | | ● | ● | ● | ● |
| Gold | 12.0 | | | | | ● | ● | ● |
| Brown | 13.0 | | | | | ● | ● | ● |
| Tan | 14.0 | | | | | | ● | ● |
| Lime | 15.0 | | | | | | ● | ● |
| Green | 16.0 | | | | | | ● | ● |
| Purple | 17.0 | | | | | | | ● |



Creating confident, lifelong readers for more than 60 years, *SRA Reading Laboratory*—a supplemental K–12 leveled reading program—motivates every student through self-guided, cross-curricular selections that connect their efforts to success.



For more information and how to order, please visit
www.folens.ie/literacy-resources